


## Instruction Manual: Correct threading of the webbing into the B-buckle


**Step 1:**  
webbing and buckle type B




**Step 2:**  
Guide the webbing through the centre of the B-buckle from below.




**Step 3:**  
Guide the webbing to the left and down around the outer bar back right .




**Step 4:**  
Thread the webbing through the side opening of the B-buckle from below.



**Step 5:**  
Now guide the webbing down the centre and back to the left.



**Step 6:**  
Tighten webbing.



**Step 7:**  
Repeat steps 2 to 6 on the other side of the B-buckle.



**Step 8:**  
Tighten webbing with manual tensioner.

